

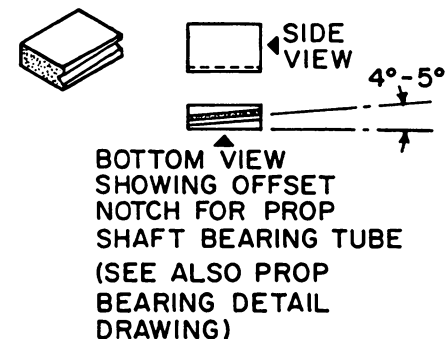
1. STUDY THE PLAN.
2. MEASURE TWICE, CUT ONCE
3. CUT LONG PIECES FIRST.
4. TAKE YOUR TIME!

WING

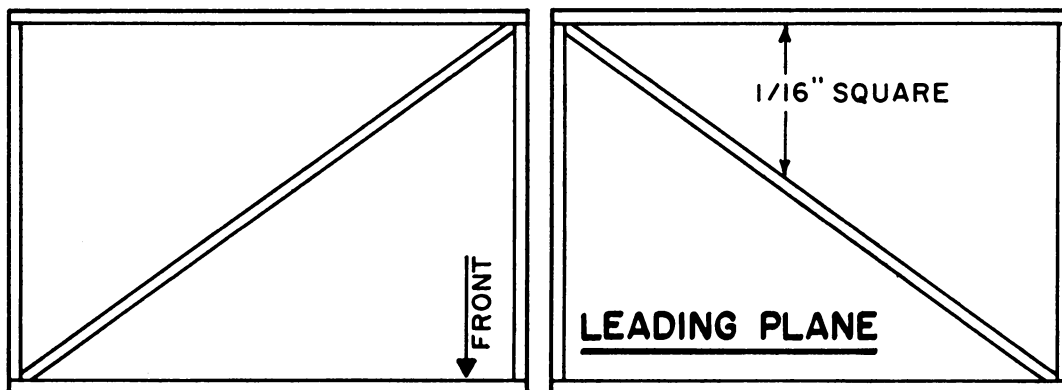
POWER: ONE LOOP OF 1/16" OR ONE STRAND OF 1/8" FLAT RUBBER FOR INDOOR AND INITIAL OUTDOOR TESTING.
EXPERIMENT FOR BEST RESULTS.

USE BALSA FOR ALL WOOD PARTS.

3/8" x 1/4" x 1/8" BALSA
BEARING BLOCK



1/16" SQUARE



TAIL-FIRST TENDERFOOT FULL SIZE PLANS BY KEN & BILL HANNAN

PROP BLADE

1/32" SHEET
(MAKE TWO)

LEFT
END
VIEW



PROP HUB

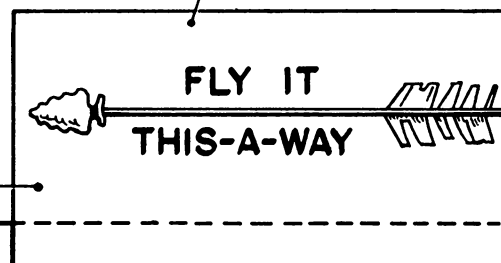
TOP
VIEW

RIGHT
END
VIEW

REAR
VIEW

MAKE HUB FROM
1/4" SQUARE OR
TWO PIECES OF
1/4" x 1/8" BALSA
LAMINATED.

1/32" SHEET
(MAKE TWO)



PROP SHAFT BEARING
(1/16" DIAMETER
ALUMINUM TUBE)

BEARING BLOCK

BEADS

BEND AFTER
PROP IS ON

.025-.045 DIAMETER
MUSIC WIRE PROP SHAFT

